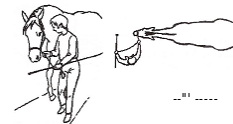


Leading Positions

Wand Accepts Over Body




Elegant Elephant

End of Lead & wand in outside hand - button end up
 Inside hand on line close to the horse

Dingo

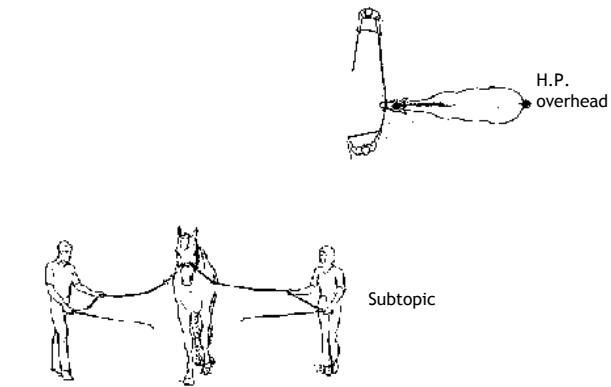
- Steady: Lead folded & held in outside hand - close to halter
 Wand in inside hand - button end held in hand
- Stroke: 2 or 3 times along back from withers to croup
- Signal: forward movement with lead
- Scoop: 2-3 times with a forward scooping motion

Cueing the Camel



To stop from Dingo
 Bring wand forward, making a downward movement with the wand & bring wand to the horse's chest
 Give an up and back signal with the lead and a light tap on the chest with the wand

Journey of the Homing Pigeon



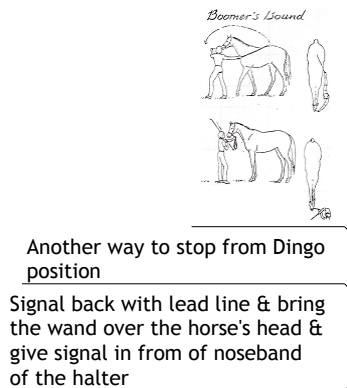
Handler on either side
 Drawing shows basic HP - each person giving space to the horse
 Wand and lead are in outside hands - handlers far enough forward to see each other in front of the horse

Dolphins Flickering Through the Waves



Slide out the lead
 Use the end of the wand to ask horse to keep distance with a flick of the end of the wand
 Use 4 points to flick - croup for forward; tope of shoulder to stay out; top of neck behind the halter and lead near halter or muzzle to maintain distance

Boomer's Bound



Another way to stop from Dingo position
 Signal back with lead line & bring the wand over the horse's head & give signal in from of noseband of the halter